


Wax Ring Carving—Second Attempt


Post by “Joshua” of June 1, 2020 at 11:56 PM

Busy weekend, but back at it again this afternoon. There's still quite a lot of wax to be removed, but I decided that I'd like to have a clearer idea of the central figure before I went too much further. So I spent most of the evening sketching out profiles. I did up 20 or so, all using a penny as the template.

 or type unknown


The limitations of working on this scale have quickly become apparent! I found myself getting slightly annoyed at how difficult it was to do a recognizable profile in the space allowed.

Here's a sample of what I drew;

 or type unknown

 or type unknown

 or type unknown

 or type unknown

What I gradually realized was that the design choices were hugely informed by the tension between the circular template I was working in and the demands of Epicurus' full beard and 'long' face.

I think this last is the one I like best so far;

 or type unknown

The next decision; do I carve the image above in a two-dimensional relief (like the tree ring), which might be easier and more appropriate for a signet ring, or do I carve a fully three-dimensional profile portrait like we see in all Epicurean rings from antiquity? I suspect that it will be my skill and patience that decide the question.